

Welcome





Court Improvement Training Academy

*Evolve Leadership
to Promote Justice
in Child Welfare*

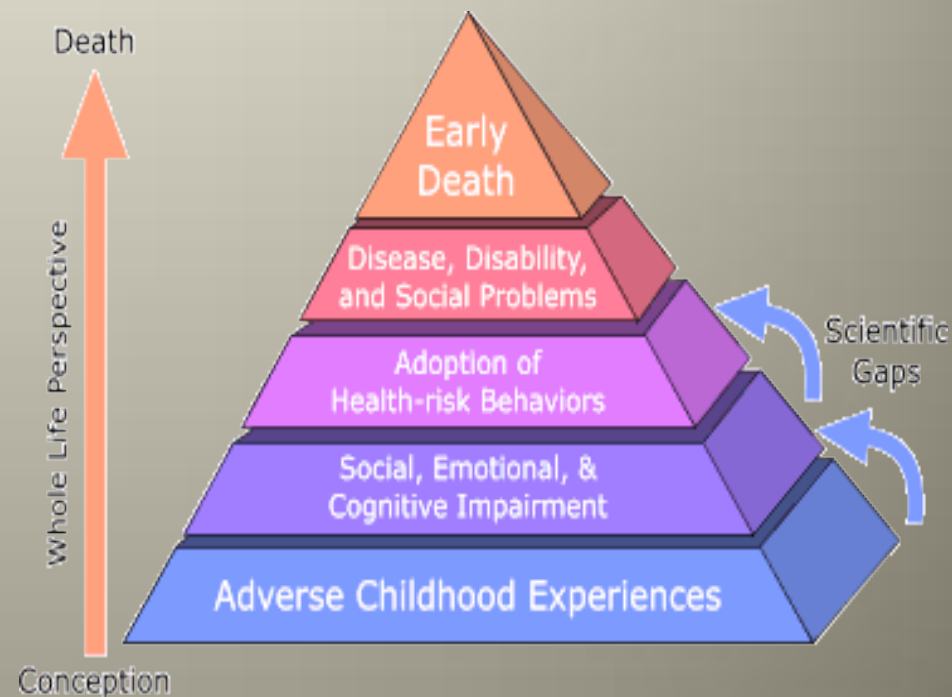
Training for Tribal and State Judges

**Exploring a proposed recipe for
success.**



Adverse Childhood Experiences - ACEs

- 11% experienced **emotional abuse**.
- 28% experienced **physical abuse**.
- 21% experienced **sexual abuse**.
- 15% experienced **emotional neglect**.
- 10% experienced **physical neglect**.
- 13% witnessed their **mothers being treated violently**.
- 27% grew up with someone in the **household abusing alcohol and/or drugs**.
- 19% grew up with a **mentally-ill person in the household**.
- 23% lost a parent due to **separation or divorce**.
- 5% grew up with a **household member in jail or prison**.



ACEs as a Predictive Tool

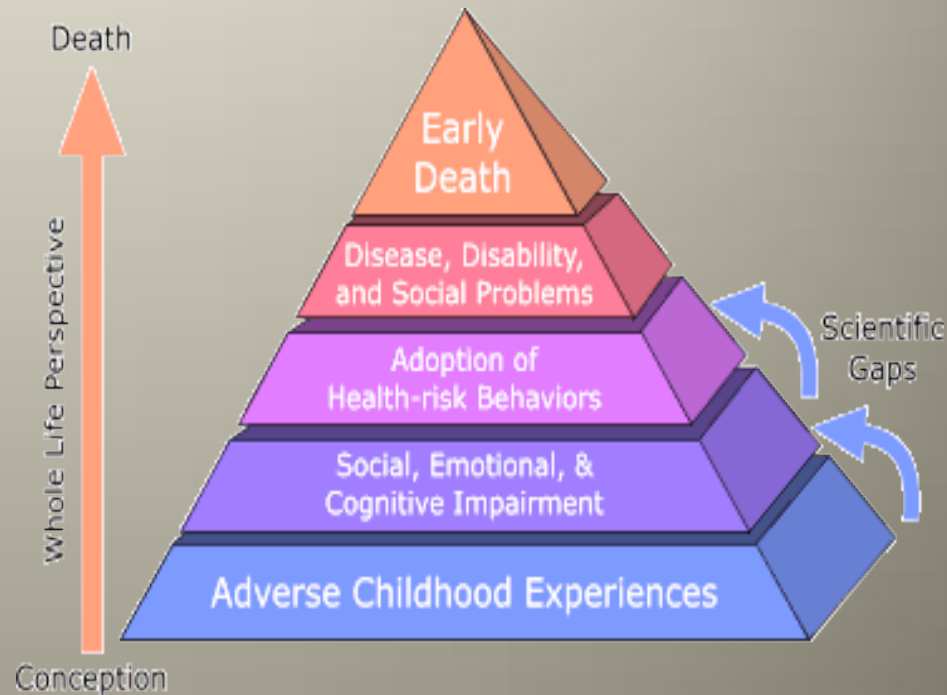
ACE score (Categories of ACES Reported):

0	-	33%
1	-	26%
2	-	16%
3	-	10%
4	-	6%
5	-	5%
6	-	6%

Those with ACE score of 4 (compared to those with 0):

- 2x more likely to smoke
- 12x more likely to attempt suicide
- 7x more likely to be alcoholic
- 10x more likely to inject street drugs

Effects of ACEs is Cumulative




ACEs as Treatment tool

**Drugs, overeating,
sexual behavior...**

Work As Advertised.

“In many, if not most, cases the behaviors may act to alleviate the emotional or social distress that results from ACEs.”

ACE Reporter: Volume 1 Number 1 - April, 2003 “Origins and Essences of the Study”.



Implications for Parenting

- Parental alcoholism is both an ACE, as well as a predictor that other ACEs exist in the home.
- Increased ACE score for the child increases the likelihood of alcoholism as child grows.
- Children of alcoholic parents are 3x more likely to marry an alcoholic spouse.
- The child (now adult's) home is at increased risk of both spouses abusing alcohol, and at increased risk for other ACEs for the children in their home.





Bio-Psycho-Social Medical Model

ACEs score of 7 or more:

- **51x more likely to attempt suicide as a child or adolescent.**
- **30x more likely to attempt suicide as adult.**

Depression is the leading cause of disability, as measured by “days lived with disability”.

Depression is the 4th largest contributor to the burden of disease, as measured by years of life cut short, and productive years lived.



Bio-Psycho-Social-Medical Model

“To effectively address anyone’s health status requires evaluating ones whole state of being – biological, psychological, and social. Failing to do so results in a myopic focus on symptoms rather than root causes, the natural outcome of which is a patient who walks away with all of the reasons he is ill still in tact, regardless of how well his symptoms have been treated.”

Dr. George L. Engel, M.D. – Leader in creation of Biopsychomedical Model